



# Days, months and seasons


1-Complete the months of the year:

J\_nua\_\_      \_\_ly  
 \_e\_ru\_ry      A\_gu\_\_  
 M\_\_ch      Se\_te\_be\_  
 \_p\_\_l      Oc\_\_ber  
 M\_y      \_\_vem\_\_r  
 Ju\_\_      D\_ce\_\_er


2-Find the days of the week

Y	M	F	S	H	H	P	Y
A	Y	O	T	W	U	R	A
L	A	S	N	E	Z	G	M
P	D	E	U	D	K	O	S
C	R	Q	D	N	A	U	E
I	U	L	W	E	D	Y	E
A	T	U	E	S	D	A	Y
M	A	I	Y	D	Y	D	Y
O	S	M	U	A	X	S	H
N	K	A	D	Y	R	R	T
S	R	I	J	O	P	U	R
F	R	L	A	V	R	H	A
F	D	G	T	H	N	T	B


3) Draw the tree according to the season




SPRING



SUMMER



AUTUMN



WINTER

